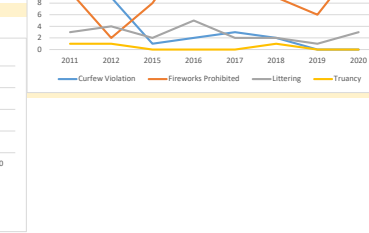
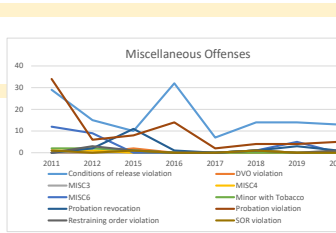
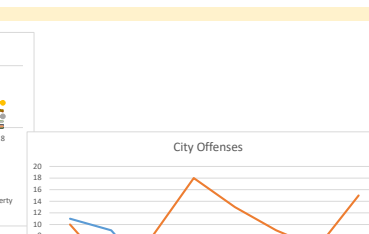
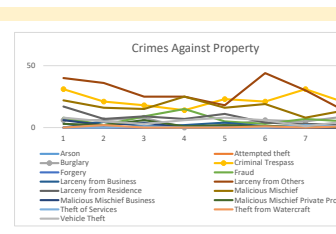

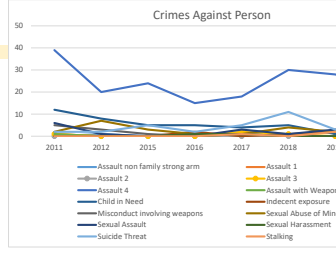
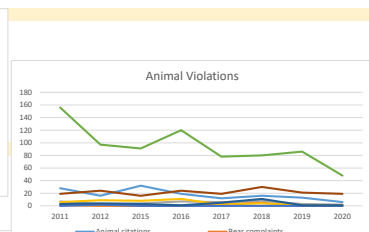
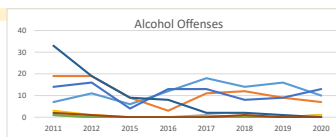


	2011	2012	2015	2016	2017	2018	2019	2020
ALCOHOL OFFENSES								
Assault non family strong arm	0	1	0	0	0	0	0	0
Assault 1	0	0	0	0	0	0	0	0
Assault 2	0	0	0	0	0	0	0	0
Assault 3	1	0	0	0	2	1	0	2
Assault 4	39	20	24	15	18	30	28	22
Assault with Weapon	1	0	0	0	1	0	0	0
Child in Need	12	8	5	5	4	5	1	6
Indecent exposure	0	0	0	2	0	1	2	0
Misconduct involving weapons	5	3	1	0	1	0	0	0
Sexual Abuse of Minor	2	7	3	1	1	4	2	0
Sexual Assault	6	1	0	0	3	1	3	3
Sexual Harassment	0	0	0	1	1	0	0	0
Suicide Threat	2	2	5	2	5	11	3	3
Stalking	0	0	0	0	1	0	2	1
TOTAL CRIMES AGAINST PERSON	69	42	28	26	37	53	41	37
CRIMES AGAINST PROPERTY								
Arson	0	0	0	0	0	0	0	0
Attempted theft	0	0	0	0	0	0	0	0
Burglary	6	6	8	0	2	6	5	9
Criminal Trespass	31	21	18	14	23	21	31	20
Forgery	0	0	0	0	0	0	0	2
Fraud	8	2	9	15	6	3	7	5
Larceny from Business	0	5	1	2	4	1	1	2
Larceny from Others	40	36	25	25	18	44	30	13
Larceny from Residence	17	7	9	7	11	4	3	2
Malicious Mischief	22	16	15	25	16	19	8	14
Malicious Mischief Business	6	2	4	0	0	1	0	0
Malicious Mischief Private Property	3	2	6	1	2	1	2	0
Theft of Services	0	0	1	0	0	0	2	1
Theft from Watercraft	0	2	0	0	0	1	0	1
Vehicle Theft	8	5	3	6	8	6	1	5
TOTAL CRIMES AGAINST PROPERTY	141	104	99	95	89	107	90	74
CITY OFFENSES								
Curfew Violation	11	9	1	2	3	2	0	0
Fireworks Prohibited	0	2	8	18	13	9	6	15
Littering	3	4	2	5	2	2	1	3
Truancy	1	1	0	0	0	1	0	0
TOTAL CITY OFFENSES	25	16	11	25	18	14	7	18
MISCELLANEOUS OFFENSES								
Conditions of release violation	29	15	10	32	7	14	14	13
DVO violation	0	0	2	0	0	0	0	0
MISC3	0	0	0	0	0	1	0	0
MISC4	1	1	0	0	0	1	0	0
MISC6	12	9	0	0	0	1	5	0
Minor with Tobacco	2	2	1	0	0	0	0	0
Probation revocation	0	2	11	1	0	1	3	1
Probation violation	34	6	8	14	2	4	4	5
Restraining order violation	0	3	1	0	0	1	0	1
SOR violation	1	0	1	0	0	1	0	0
TOTAL MISC OFFENSES	79	38	34	47	9	24	26	20
OFFENSES AGAINST PUBLIC ORDER								
Discharge firearms	2	7	5	0	0	0	0	0
Disturbance	69	49	46	51	45	65	61	58
Disorderly conduct	7	17	9	9	10	7	8	4
domestic disturbance	47	32	28	24	35	41	25	24
Failure to obey police officer	0	0	0	0	0	0	0	0
fight	6	4	2	3	1	2	1	2
harassment	54	35	29	32	19	31	22	14
Interfering with arrest	0	0	0	0	0	0	0	0
Interfering with report of crime	1	0	0	0	0	0	0	0
Loitering	0	0	0	0	0	0	0	0
Peeping Tom	0	0	0	0	0	0	0	0
Report of gunshots	2	3	8	8	9	7	6	6
Resisting arrest	0	2	0	0	1	0	1	0
Soliciting	0	0	0	0	0	0	0	0
Vagrancy	0	0	0	0	0	0	0	0
TOTAL OFFENSE AGAINST PUBLIC ORDER	188	149	127	127	120	153	125	108
TRAFFIC OFFENSES								
Abandoned vehicle	9	9	10	10	11	10	7	7
Citation equipment / registration	47	58	20	6	15	78	30	11
Citation license violations	19	19	4	3	2	25	23	6
Citation parking	26	17	7	5	4	31	12	7
Citation speeding	2	8	2	4	1	15	5	8
Complaint ATV	3	0	4	5	6	0	0	0
Complaint parking	67	64	35	43	45	63	32	39
Complaint reckless driving	27	33	21	42	33	41	38	26
Complaint speeding	3	13	0	0	2	3	3	4
Failure to yield to pedestrian	0	0	0	0	0	0	0	0
Failure to yield to school bus	3	2	1	2	2	0	1	1
Hit & Run	8	7	6	4	8	2	6	4
Traffic Accident / Fatal	0	0	0	0	0	2	0	0
Traffic Accident / Injury	1	2	0	1	2	3	1	0
Traffic Accident / No Injury	15	30	19	27	23	26	14	13
Traffic Accident / Property Damage	2	2	1	1	1	0	1	2
Traffic Hazard	25	11	16	11	13	4	3	6
Unauthorized use of Vehicle	1	0	0	0	1	0	1	0
Vehicle impound	0	0	0	0	0	0	0	0
Verbal Warning	198	212	106	84	119	241	131	106
TOTAL TRAFFIC	456	487	252	252	288	546	242	242
MISCELLANEOUS ENTRIES								
Agency assist	363	313	305	302	320	410	310	663
Arrest warrant (other agency's)	5	2	3	1	2	4	0	3
Background check	0	0	0	0	0	0	0	0
Bench warrant (our Agency)	16	16	12	3	9	12	6	4
Brady law	0	0	0	0	0	0	0	0
Burglar alarm	0	1	0	0	0	0	0	0
Citizen assist	165	139	157	160	124	156	105	94
Civil Matter	44	58	33	34	37	45	35	40
Controlled Burn	0	1	0	0	1	0	0	0
Courtesy Transport	71	49	33	22	28	31	24	16
Dance Permit	1	1	0	0	0	0	0	0
Death Investigation	0	0	0	0	1	1	0	0
Death Notification	1	1	2	0	0	0	0	0
DMV Items Issued	2073	2360	2370	2265	2035	2260	1846	324
DVO Service	8	7	14	6	12	17	4	7
Drug information	17	8	12	5	18	16	13	6
Drug interdiction	0	1	3	0	2	1	2	0
86's Letter	3	5	3	4	10	4	13	6
EDP	3	6	9	6	8	16	13	17
Extra Patrol	0	0	0	4	0	1	2	10
Fire	2	1	2	1	1	3	6	2
Found Property	57	56	46	38	47	46	23	32
Funeral Escort	0	2	0	0	0	0	0	0
Health & Safety	8	10	4	4	77	14	7	7



Illegal Entry	0	0	0	0	0	0	0	0
Inmate Booking	178	141	62	51	61	87	56	33
Inmate Incident	3	4	1	3	1	7	3	0
Juvenile contacts	24	16	12	3	3	1	0	0
Lost property	26	24	6	8	14	7	6	7
Miscellaneous Paper Service	14	7	1	6	4	18	9	13
Missing Person	9	8	11	2	2	4	3	0
911 Wrong Number / No One There	136	184	164	127	47	43	60	42
NFS Checks	0	1	0	0	0	0	0	0
Order to Show Cause	2	13	14	15	7	6	1	0
Officer Injury	0	0	0	0	0	0	0	0
Oversized Load Permit	0	0	0	0	0	0	0	0
Prisoner Transport	0	0	0	0	0	0	0	0
Possible Fugitive	0	0	0	0	0	0	0	0
Probation Referral (juvenile)	0	0	0	0	0	0	0	0
Prowler Report	0	0	0	0	0	0	0	0
Reckless Endangerment	0	0	0	0	0	0	0	0
Recovered Firearm	0	0	0	0	0	0	0	0
Runaway	1	1	3	0	0	0	0	0
Search Warrant	4	8	1	1	0	0	0	0
Security Check	4	6	2	0	0	0	6	6
SOR Registration	0	0	0	1	1	0	0	2
Shoplifting	0	0	0	0	1	2	0	1
Subpoena Service	374	229	66	59	57	114	152	92
Summons Service	80	83	30	45	36	38	42	37
Suspicious Circumstance	73	85	37	46	74	55	48	60
Stolen Property	0	0	1	0	0	0	3	1
Title 47	11	14	5	3	7	7	3	2
Unattended Death	4	1	2	1	0	0	3	2
Unsecured Premises	16	8	4	9	4	6	4	6
Vacation Check	12	14	11	15	13	13	4	2
Watercraft Accident	0	0	0	0	0	0	0	0
Welfare Check	42	45	28	25	35	34	47	46
TOTAL MISC ENTRIES	3850	3929	3470	3275	3099	3479	2861	1583
UCR INFO	2011	2012	2015	2016	2017	2018	2019	2020
Physical Arrests	116	70	48	34	46	68	45	25
Theft Dollar Amount	10966	22508	11790	25631	16734	12275	7530	1133
Vehicle Theft Dollar Amount	0	7000	8000	21000	27000	23000	0	110000
TOTAL UCR								
JUVENILE INFO	2011	2012	2015	2016	2017	2018	2019	2020
Arrests	4	3	3	0	3	0	0	0
Contacts	4	23	7	4	2	0	0	0
Crime	0	0	1	0	1	1	0	0
Traffic Stops or Citations	20	3	1	3	0	0	0	0
TOTAL JUVENILE								
TOTAL BY CATEGORY OVER TIME	2011	2012	2015	2016	2017	2018	2019	2020
TOTAL ALCOHOL	80	67	28	36	45	37	35	32
TOTAL ANIMAL	220	155	154	182	125	154	125	77
TOTAL CRIMES AGAINST PERSON	69	42	38	26	37	53	41	37
TOTAL CRIMES AGAINST PROPERTY	141	104	99	95	89	107	90	74
TOTAL CITY OFFENSES	25	16	11	25	18	14	7	18
TOTAL MISC OFFENSES	79	38	34	47	9	24	25	20
TOTAL OFFENSE AGAINST PUBLIC ORDER	188	149	127	127	120	153	125	108
TOTAL TRAFFIC	456	487	252	252	288	544	308	242

